



PUBLIC UTILITY

Less means more


A family of minimalistic, modern and energy-efficient LED luminaires offering easy and quick installation.

SQ 300 LED
SQ 600 LED
Bulkhead and ceiling
luminaire



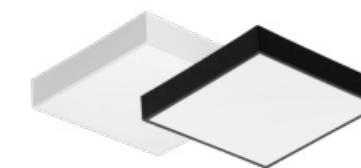
SQ

a response to the needs
of a modern, puristic design



SQ 600 LED

from 2900
to 10,000 lm | 24-85 W | IP20 | 592x
592 mm



SQ 300 LED

from 1400
to 2300 lm | 13-24 W | IP54 | 300x
300 mm

One family - various parameters and dedicated applications.

The type of lighting and its area of application requires appropriate selection of parameters in the design process. When designing two seemingly different lamps with different lighting parameters and different functionalities, we had in mind their combined use in different rooms of the same building.

SQ 600 LED – recommended particularly for **office spaces, spacious corridors and public utility areas.**

SQ 300 LED luminaires – can be used in **smaller rooms and in corridors.**

SQ 600 LED

Compact and efficient ceiling luminaire



SQ 600 LED is a modern line of ceiling luminaires designed from scratch. A special lens system ensures uniform lighting and even illumination of the diffuser surface. The PRM diffuser allows for reducing the glare effect, which makes the luminaire suitable for use in office spaces. The integrated LED panel ensures reduced electricity consumption.

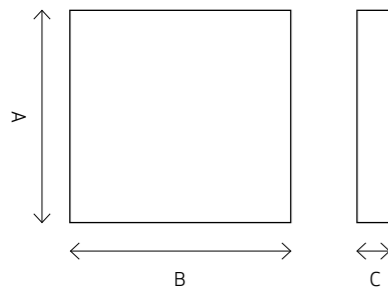
The great advantage of SQ 600 LED is its **easy mounting and service**. Due to the **low weight** and the **diffuser's click-in system**, the mounting of the luminaire is quick, efficient and tool-free.

CHARACTERISTICS

- Slender and aesthetic profile
- Uniform plastic body (ABS)
- Effective diffuser made of polycarbonate (PC), available in two variants: OPAL, PRM
- On request: DIMM DALI control, RCR motion sensor and CORRIDOR function.
- LED lifespan up to 132,000 h
- Warranty up to 5 years
- Possibility to order any colour of the body

TECHNICAL PARAMETERS

- Ingress protection class: IP20
- Power [W]: 24-85
- Luminaire's luminous flux [lm]: 2900-10000
- Colour temperature [K]: 4000, 3000
- Energy efficiency class: A, A+, A++
- Luminaire body material: ABS
- Diffuser material: PC
- Diffuser type: OPAL, PRM
- Mounting method: surface mounting, flush mounting in modular ceilings
- Dimensions (A/B/C) [mm]: 592/592/44



Scan the code and go to a dedicated page



5 years
WARRANTY



A++



POLISH PRODUCTION
POLISH TECHNOLOGY


Available models:

Luminaire power [W]:	Colour temperature [K]	Luminous flux [lm]	Diffuser type	Colour	Index
24	3000	3400	PRM	white	668883
24	4000	3700	PRM	white	668876
29	3000	2900	OPAL	white	668012
29	4000	3100	OPAL	white	668005
32	3000	4400	PRM	white	668524
32	4000	4700	PRM	white	668517
37	3000	3500	OPAL	white	668142
37	4000	3700	OPAL	white	668135
42	3000	5600	PRM	white	668647
42	4000	6000	PRM	white	668630
45	3000	4100	OPAL	white	668272
45	4000	4400	OPAL	white	668265
52	3000	6350	PRM	white	669002
52	4000	6800	PRM	white	668999
60	4000	8400	PRM	white	668753
85	4000	10000	PRM	white	668814

The standard offer includes luminaires available in two colours – white and black, but we can provide other colours on request. A version with the RCR motion sensor, DIMM DALI control and Corridor function is available.

SQ 300 LED

Energy-efficient bulkhead offering easy and quick installation



SQ 300 LED is a new line of square bulkhead luminaires. The designed-from-scratch construction introduces new solutions ensuring **energy efficiency and excellent performance parameters**. The plastic body ensures **low weight** and **high impact resistance (IK08)**. The diffuser made of PC polycarbonate provides **excellent lighting properties**.

A special lens system ensures uniform lighting and even illumination of the diffuser surface. The SQ 300 LED luminaire is available in versions with the RCR motion sensor and DIMM DALI control.



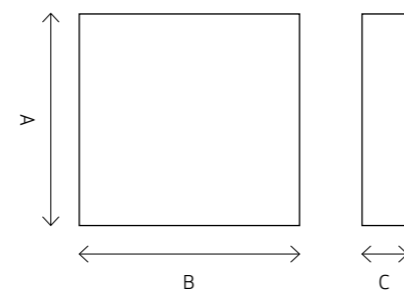
Super-quick installation.
1 - Attach the luminaire to the ceiling.



2 - Lead the power cord through and connect it to the terminal block.



3 - Position the diffuser and click it into the luminaire using 8 clips. **That's it!**



TECHNICAL PARAMETERS

- Ingress protection class: IP54
- Impact resistance: IK 08
- Power [W]: 13, 23, 24
- Luminaire's luminous flux [lm]: 1400-2300
- Colour temperature [K]: 4000, 3000
- Energy efficiency class: A
- Luminaire body material: ABS
- Diffuser material: PC
- Diffuser type: OPAL
- Mounting method: surface mounting
- Dimensions (A/B/C) [mm]: 300/300/58

CHARACTERISTICS

- Robust design
- Accessory-free mounting / through the diffuser
- Uniform plastic body (ABS)
- Effective diffuser made of polycarbonate (PC)
- On request: DIMM-DALI control and RCR motion sensor
- LED lifespan up to 120,000 h
- Warranty up to 5 years
- Excellent price-quality ratio



5 years
WARRANTY

QUICK MOUNTING

LIFESPAN
120,000 h

Available models:

Luminaire power [W]	Colour temperature [K]	Luminous flux [lm]	Diffuser type	RCR sensor	Index
SQ 300 LED PLUS LENS					
24	4000	2300	OPAL	-	664144
24	3000	2100	OPAL	-	664229
24	4000	2300	OPAL	Yes	664151
24	3000	2100	OPAL	Yes	664243
SQ 300 LED VD LENS					
13	4000	1400	OPAL	-	664045
13	4000	1400	OPAL	Yes	664052
13	4000	1400	OPAL	Yes	664052/H
23	4000	1900	OPAL	-	664083
23	4000	1900	OPAL	Yes	664090
23	4000	1900	OPAL	Yes	664090/H
SQ 300 LED VD					
13	4000	1500	OPAL	-	664007
13	4000	1500	OPAL	Yes	664014
13	4000	1500	OPAL	Yes	664014/H
23	4000	2000	OPAL	-	664021
23	4000	2000	OPAL	Yes	664038
23	4000	2000	OPAL	Yes	664038/H


The standard offer includes luminaires available in two colours - white and black, but we can provide other colours on request. A version with DIMM-DALI control is available.



Scan the code and go to a dedicated page



POLISH PRODUCTION
POLISH TECHNOLOGY



SQ 600, SQ 300
minimal form
maximum effect

Lena Lighting S.A.
ul. Kórnicka 52
63-000 Środa Wielkopolska
tel. +48 (61) 28 60 300
email: office@lenalighting.pl

www.lenalighting.pl/en
sq.lenalighting.pl/en